




Imperial Productions® Classic Crown Mouldings

IPJP4030



Projection: 5-3/8" (13.65cm)

Height 10-1/8" (25.7cm)

Diagonal 11-1/2" (29.11cm)

Length 2 @ 72" (182.88cm)

### Available Materials

#### ArchPolymer™

for Straight Lengths

Artificial wood, White Primed

Rot, Insect, Water Resistant

Interior & Exterior Use

#### Flexible ResinMold®

Arches, Straight Lengths

Concave & Convex Curves

Water, Rot, Insect Resistant

Flexible Synthetic Polymer

Memory keeps shape

Exterior or Interior Applications

Paint or Stain

#### GRG-NeoPlaster™

a new plaster material

Arches, Straight Lengths

Concave & Convex Curves

Interior Use only

**Ships World Wide**

\* All specifications subject to change without notice, Final products & Measurements may vary from this brochure



Imperial Productions®

1-800-399-7585


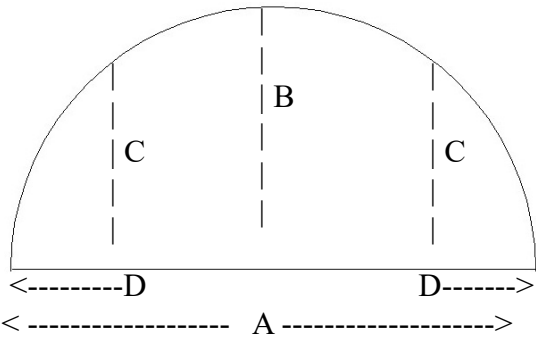
Imperial Productions & Distribution Inc.

email sales@imperialproductions.com copyright 2016 MRDCI All Rights Reserved

MAR-25

# Profile: IPJP4030 Flexible ResinMold™

## 1) ARCH - True 1/2 Circle & Eyebrow Elevation Drawing



Please Provide Inside Crown Measurements

Horizontal A = \_\_\_\_\_ Center Rise B = \_\_\_\_\_ Mid Rise C = \_\_\_\_\_

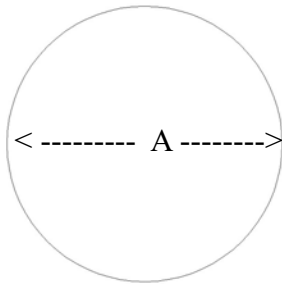
D = Distance to Side from C \_\_\_\_\_ Number of Arches: \_\_\_\_\_

## 2) CIRCLE

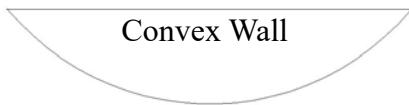
Diameter A \_\_\_\_\_

or Circumference \_\_\_\_\_

# of Circles \_\_\_\_\_

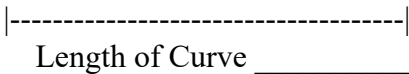


## 3) CURVED WALL Plan View Drawings




Convex Wall

A = Depth = \_\_\_\_\_

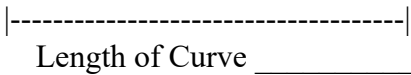


Length of Curve \_\_\_\_\_



Concave Wall

A = Depth = \_\_\_\_\_



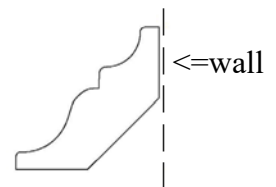
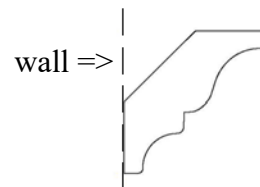
Length of Curve \_\_\_\_\_

## 4) STRAIGHT LENGTHS

Total Feet (Meters)

Required: \_\_\_\_\_

## 5) ORIENTATION circle one



Imperial Productions®

1-800-399-7585

Imperial Productions & Distribution Inc.

email sales@imperialproductions.com copyright 2016 MRDCI All Rights Reserved

APR-23



# Request for Quote

## Download and Auto Fill PDF

Name / Company \_\_\_\_\_

Phone \_\_\_\_\_ Email \_\_\_\_\_

Billing Address \_\_\_\_\_

City \_\_\_\_\_ State / Prov \_\_\_\_\_

ZIP / PCode \_\_\_\_\_

Ship to Address \_\_\_\_\_

City \_\_\_\_\_ State / Prov \_\_\_\_\_

ZIP / PCode \_\_\_\_\_

Product Code \_\_\_\_\_ Quantity \_\_\_\_\_

Note: \_\_\_\_\_



Imperial Productions®

1-800-399-7585

Imperial Productions & Distribution Inc.

email sales@imperialproductions.com copyright 2016 MRDCI All Rights Reserved

APR-24