



Imperial Productions® Mouldings

IPNP4241

AVAILABLE MATERIALS

ArchPolymer™

Interior & Exterior, Water Rot, Insect Resistant


Flexible ResinMold®

for Arches / Curves / Circles / Straight Lengths

Interior & Exterior, Water, Rot, Insect Resistant

GRG Glass Fiber Reenforced Gypsum (Interior)

FRP Fiberglass (Exterior)



Diagonal
9-1/8"
23.3cm



Projection 6-11/16" (17cm)

Ships World Wide

* All specifications subject to change without notice, Final products & Measurements may vary from this brochure



Imperial Productions®

1-800-399-7585

Imperial Productions & Distribution Inc Shipping World Wide

email sales@imperialproductions.com copyright 2016 MRDCI All Rights Reserved



Custom Request (Download & Fill-in)

emailto sales@imperialproductions.com

IPNP4241

Name _____

Contact: _____

Phone # _____

Email: _____

Address _____

ZIP/PC _____



MATERIAL SELECTION

ArchPolymer™ A synthetic Plaster, White Primed Ready to Paint (Interior/Exterior)

of Units _____ for Residential

of FireRated Units _____ for Commercial

GRG-NeoPlaster™ A new age plaster, Class A fire rated (Interior)

of Units _____

ResinMold® A Synaptic polymer for Curves & Arches, Class A fire rated

See Next Page

VALUE ADDED FINISHES

Factory Paint Color Code _____ Finish _____

Metal Coated: Type: _____

* Possible Limitations due to Quantity Requested and/or Application



Imperial Productions®


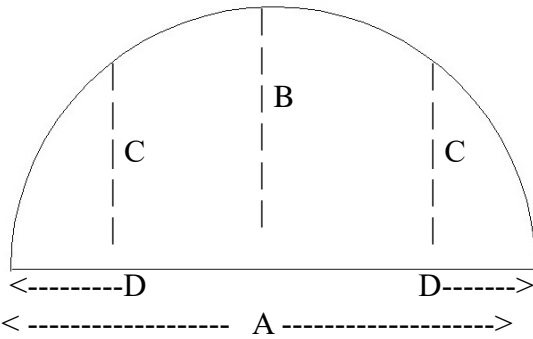
1-800-399-7585

Imperial Productions & Distribution Inc.

email sales@imperialproductions.com copyright 2016 MRDCI All Rights Reserved

Profile: IPNP4241 Flexible ResinMold®

1) ARCH - True 1/2 Circle & Eyebrow Elevation Drawing



Please Provide Inside Crown Measurements

Horizontal A = _____ Center Rise B = _____ Mid Rise C = _____

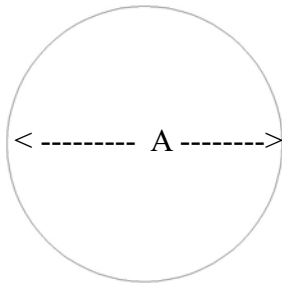
D = Distance to Side from C _____ Number of Arches: _____

2) CIRCLE

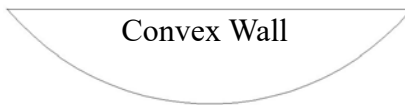
Diameter A _____

or Circumference _____

of Circles _____

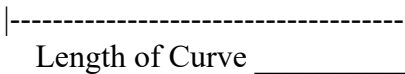


3) CURVED WALL Plan View Drawings




Convex Wall

A = Depth= _____

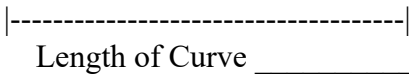


Length of Curve _____



Concave Wall

A = Depth= _____



Length of Curve _____

4) STRAIGHT LENGTHS

Total Feet (Meters)

Required: _____



Imperial Productions®

1-800-399-7585

Imperial Productions & Distribution Inc Shipping World Wide

email sales@imperialproductions.com copyright 2016 MRDCI All Rights Reserved